

FACC Newsletter

Genealogical Society of Hispanic America

June 30, 2022

Volume 29 Issue 3



Grandparents of Bob Craig

María Celina (Santistevan) Trujillo born in Costilla, New Mexico November 11, 1895—February 16, 1986

Celedonio de Jesus Trujillo born In García, Colorado March 03, 1886 February 02-16-1984

Married: 11-13-1913, Costilla, NM

Celedonio Trujillo was a teacher and farmer for 35 years. He also held the office of the Taos County New Mexico Commissioner and land appraiser. He was also the Secretary/Treasurer of the Rio Costilla Livestock Association. During WWII, he worked at the Pueblo Ordinance Depot, and Swifts Packing Co in Los Angeles, CA.

María was a homemaker and mother to 12 children, 36 grandchildren, 46 Great Grandchildren and 4 Great Great Grandchildren.

FACC Newsletter

Genealogical Society of Hispanic America

June 30, 2022

Volume 29 Issue 3

Presentations

July—Debbie Gurtler

Aug – Annual Picnic

Sept - Morietta Vigil Gonzales

FACC Meetings

Zoom

11:00—Speaker Intro and Presentation

11:45—Q & A

12:00—FACC General Membership Meeting

Hybrid In Person/Zoom

8:30 am—Library/Research(suspended until further notice)

10 am—General Membership Meeting

11 am—Speaker Presentation

Pueblo Heritage Museum 201 West B St., Pueblo, CO

Board of Directors

President—Phyllis Miranda

Vice President— Daniel J. Romero

Secretary—Kathy Pacheco
Treasurer - Bob Craig

Board of Directors Meetings

Open to the Membership

First Tuesday of the Month

5 PM at Pueblo Heritage Museum

201 West B Street, Pueblo, CO

President's Message



President's Message

I hope everyone is staying cool during these sizzling summer days. It might be a good idea to stay inside an air-conditioned repository to do genealogical research. I'm heading to New Mexico at the end of June and hope to stop at the New Mexico Records Center and Archives while I'm there. I'll be searching for records from Cochiti, Sandoval County. Wish me luck!

We are starting to ease into meeting in person now. While we will still offer our monthly membership meeting and program via Zoom, we are hoping our members will start coming back to in person meetings. Safety of our members is our main concern, but as they feel comfortable, and more folks are getting vaccinated we hope to see more of you at the Pueblo Heritage Museum. We are going to have our annual picnic this August 13th. Charlene Garcia-Simms will be presenting her book Orphan Stalk: Growing Up Adopted in a Manito. More details will be coming soon!

We are looking for a new President for the Fray Angelico Chavez Chapter of the GSHA as my term will end on December 31, 2022. The Presidency is an extremely rewarding experience. I have learned a lot and met many interesting people from the genealogical world during my term as President and I encourage any of our members to consider running for the office. If you are interested, please feel free to contact me at facc_president@gshaa.org or contact Bob Craig at president@gshaa.org. Either one of us can describe the duties of the President and any skills you might need. So please, reach out! FACC needs you!

Stay safe and well.


Phyllis Miranda, FACC President

Daniel J. Romero
Vice-President - GSHA/FACC



I am honored to serve as the Vice President of the Fray Angelico Chavez Chapter of the Genealogical Society of Hispanic America. I look forward to improving our membership base and assisting members and other interested parties in understanding their family history and providing resources to gain insight into improving their own research. My research has been ongoing for the last 30 years. It is a great interest for me and learning about my ancestral roots is more than a hobby, it's an eye-opening experience.

I continue to achieve my goals of conducting research and will continue to learn all that it has to offer. My greatest achievement has been my two children. I have been enamored with watching them grow from toddlers to adults. Their accomplishments and growth always astonish me on what being a parent is about. Teaching, passing on traits, being considerate and kind, and always doing the right thing.



The Pueblo Heritage Museum staff has been busy during this past year streamlining and reorganizing the museum. They have asked us to take a critical look at our current display and make any changes we think would make it more current and visitor friendly.

As you may know, to support the Pueblo Heritage Museum and to have a reduced rate for the meeting room, the museum requires that we provide 10 hours of sweat equity per month. Mohammed Curtis, Museum Coordinator, has a couple of projects in the works with which he needs help. You can also help with changing light bulbs, cleaning, dusting, cleaning glass on displays and other general help with upkeep.

Please call Mohammed for details about his projects and for scheduling a time to volunteer to meet our 10-hour sweat equity responsibility at 719-295-1517.

Thank you for your continued support.

Committee members Tom Martinez (tomimartinez@gmail.com, 816-886-8629), Claudine Riccillo (criccill@utep.edu, 719.676.2650), Mary Ellen Burciago (mburciago@gmail.com, 719-330-0704), and Connie Romero (cromero618@aol.com, 505.670.8804) will be prepared to hear any input/comments you would like to offer via email or phone calls. We hope to begin planning the new exhibit in November with the final project completed in 2022.

| | | |
|---|--|--|
| <p>FACC ZOOM PRESENTATIONS 2nd Saturday each month...11 am Click on link in your email FREE for members</p> | <p>FACC LIBRARY MAKE APPOINTMENT CALL TOM MARTINEZ 816-886-8629</p> | <p>FACC Website: https://facc-genealogy.weebly.com FACC Facebook: https://facebook.com/groups/faccgsha GSHA website: https://gshaa.org</p> |
|---|--|--|

**Fray Angelico Chavez Chapter
Genealogical Society of Hispanic America
Cash Flow Statement
General Fund
05/01/2022 to 05/31/2022**

Cash Flow In

| | |
|------------------------------|------------------|
| Membership | \$ 250.00 |
| PayPal membership 40% | \$ 9.01 |
| Donation | \$ 75.00 |
| Amazon donation | \$ 19.90 |
| Savings interest | \$ 0.23 |
| | \$ 354.14 |

Cash Flow Out

| | |
|--------------------------------------|------------------|
| Heritage Center membership(1) | \$ 321.88 |
| Postage(2) | \$ 12.00 |
| Honorarium(3) | \$ 50.00 |
| | \$ 383.88 |

- (1) 2nd. Qtr membership
- (2) UNM Books
- (3) Aaron Taylor - Speaker

Library Fund

| | |
|-------------------------------------|-------------------|
| Beginning balance 05/01/2022 | \$ 500.00 |
| Library user fees | \$ - |
| Fines | \$ - |
| Donations | \$ - |
| Purchases | \$ (12.00) |
| Ending balance 05/31/2022 | \$ 488.00 |

per February 2012 BOD and Membership vote, Library fund shall begin with a budget of \$500.00, for new calendar year.

Bank Balance as of 05/31/2022

| | |
|---------------------|---------------------|
| General fund | \$ 3,219.78 |
| Savings | \$ 9,776.47 |
| Total | \$ 12,996.25 |

**Bob Craig
Treasurer
5/31/2022**

Fort Garland Trip by Phyllis Miranda

The trip to Fort Garland was a fun and interesting adventure for our members that were able to make the trip. On the way to Fort Garland, we stopped at Placer, a ghost town which Kathy Pacheco writes about in her article on page 8. Once we arrived at Fort Garland, we were able to shop and peruse the gift shop and bookstore/library while we waited for our tour guide, Eric Carpio.



Group inside Fort Garland Library (Photo by Tom Martinez)

Mr. Carpio is the Director of Fort Garland Museum and Cultural Center and Chief Community Museum Officer for History Colorado. He took us on a tour of the museum's newest display, "Unsiloed: Indigenous Enslavement in Southern Colorado".



Eric Carpio explains 1865 Census of Indian Slaves in Costilla County, CO (Photo by Tom Martinez)



Group listening to Eric Carpio, Director of Ft. Garland Museum (Photo by Tom Martinez)

After the tour we got to see a live canon firing demonstration of which Tom Martinez took a video and has provided a link to it. We were then set on our own to explore the fort and listen to the reenactors. A good time was had by all!


Fort Garland reenactors showed us what goes into preparing to fire a Cannon. The whole display was rather long, but here is a short video of the firing:

<https://youtu.be/1fwNnQ7ktEM>

Video by Tom J. Martinez

Built in 1858, the fort was designed to protect settlers in the San Luis Valley, then a territory of New Mexico. The parallelogram-shaped fort once housed more than 200 men, including soldiers, volunteers and Kit Carson, the fort's commander at the time.

Fort Garland was abandoned in 1883, but survives now as the Fort Garland Museum, a prominent example of Colorado's living history. Here visitors wander the fort's parade grounds and adobe buildings while taking in some of the region's Hispanic folk art and insights into the Buffalo Soldiers stationed there after the Civil War. Just a couple of miles from the fort await fishing areas and shady campsites along Ute Creek. Other nearby attractions include the not-to-be-missed Great Sand Dunes National Park and Preserve as well as a trailhead to Mount Blanca, the Shrine of the Stations of the Cross in nearby San Luis and the Cumbres & Toltec Scenic Railroad.



A Stop on the Way to Fort Garland – May 28, 2022

By Kathy Garcia-Pacheco

On May 28th, a group of FACC members travelled by a ghost town along Hwy 160 on the west side of La Veta Pass on the way to Ft. Garland. The name of the ghost town was originally Placer. Placer is a Spanish word meaning 'sand bank'. The word evolved into a type of mining. The town was later named Russell.

The old pictures of Placer/Russell and Fort Garland are found in the book Southern Colorado O.T. Davis collection by Mike Butler and Monte Vista Historical Society.

I took these pictures of this old house during the Summer of 2016. This is the only building still standing that can be identified in the old pictures of Placer/Russell. The picture at the bottom right is the view of the front of the same old house. Notice the overhang over the front door in both pictures. The old house can be seen in the 1920 photo on the next page.



I purchased this drawing in 2002. This mother and daughter could have been posing in front of the old house below. Notice the overhang over the front door.


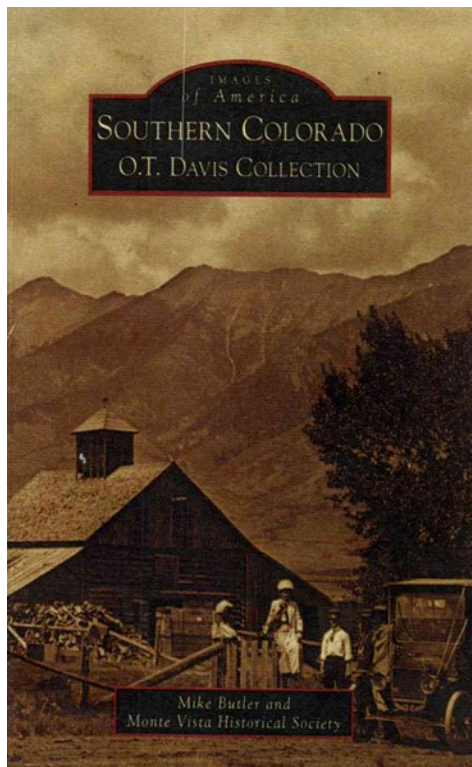


O.T. Davis was lured to Colorado by talks of the old west. Arriving in Colorado from Nebraska in 1885 he had a huge box camera and darkroom supplies with him. He would eventually haul these supplies by mule into the high mountain passes, mines, and valleys of Colorado.

He first found employment with a copper mining company near Walsenburg, Colorado on Pass Creek (Pass Creek is located between Walsenburg and Fort Garland, Colorado). When the copper mines played out, he obtained corporate commissions to photograph mines and railroads in the area.

Davis focused his photography almost entirely in southern Colorado. A quote from the Denver Post reads: “History comes alive in his photos.”

In 1893, O.T. Davis moved to Walsenburg and started his Davis Home Gallery. He then moved to Alamosa, Colorado in 1906. His studio was in operation on 4th Street in Alamosa until right before his death in 1945. He lived to be an old man of 86 and is buried in La Veta, Colorado.



Monte Vista Historical Society, 2013. The Monte Vista Historical Society occupies this small stone building at 111 Jefferson Street. The building was constructed in 1895 and originally housed the Monte Vista Library. The O.T. Davis photographic collection resides here. (Photograph by author, Mike Butler.)

On the Cover: The Shippey Ranch, pictured here on August 2, 1911, belonged to Dr. Orland P. Shippey and was located two miles east of Villa Grove, Colorado. (Courtesy of the O.T. Davis collection of the Monte Vista Historical Society.)

If you have family that came through Walsenburg, the surrounding areas of Gardner, Badito, Redwing, Chama, Toltec, Alamosa and the entire San Luis Valley, you may want to visit the O.T. Davis collection.


From The Recipe Box & The Cook's Tales

My Biscochitos

We don't have a family Biscochitos recipe, my mother wasn't much of a cook but she was an amazing seamstress. I have loving memories of my grandma's Biscochitos, but just like many of her other dishes the recipe was never written down. A Christmas celebration was not complete without a few tins of the sweet Biscochitos, we absolutely loved them.

So here is my story...as everything else, I started on the internet. I found a handful of recipes and narrowed it down to just three. Since I wanted to participate in the contest, I needed to find just the right recipe that reminded me of my own childhood; the cookie that would make my grandma Onofre Pacheco proud. To do this I would need to practice, and boy did I practice! On a hot July day, I made three different cookie recipes. The kitchen was overfilled with Biscochitos, it was a beautiful sight. Three different recipes and three different shapes, the star, the circle and the flower. I packed a zip lock bag with one of each and took them all to share with my "work family". The assignment was easy, pick your favorite and report back. The feedback was amazing, everyone was happy to participate, and I was surprised to find that quite a few folks had their own family Biscochito story.

It is said that sharing is caring and my little bags of Biscochitos gave me the opportunity to share so much more than cookies. I was sharing my childhood memories, my family background, and a little history of how the Biscochitos were first introduced to Mexico by Spanish settlers. My "work family" now know the New Mexico state cookie, the Biscochito! I also shared my excitement as I start of my genealogy journey and all the new things that I too will be learning.



After careful consideration and review, the flower was the winner of my very unscientific test. I hope you find the flower is just as delicious as we do.

Thank you,

Jessica Tidball

Recipe on following page.



- 4 eggs
- 1 cup sugar
- 1 tsp vanilla
- 1 cup manteca (lard)
- 1 tsp baking powder
- 4 1/2 cups flour
- 1 tbsp crushed anise seeds
- 1/4 cup brandy
- 1 tsp cinnamon
- 1/2 cup brown sugar or coarse granulated sugar

Preheat oven to 350 degrees. In a large mixing bowl, mix eggs, 1 cup sugar, vanilla and lard till mixed thoroughly. After mixing thoroughly, add the baking powder, flour, brandy, and crushed anise seeds. Then, mix ingredients into a thick dough. Roll dough to your desired thickness then cut cookies to your desired shape. Mix cinnamon and brown sugar in small bowl and before baking, dust cookies with granulated sugar and cinnamon mixture before placing on a cookie sheet. Bake for 12 to 15 Minutes.



Stories and recipes continued from last issue.



The June, 2022 FACC General Meeting was very good for anyone that is interested in learning about DNA. Presented by Lee Martinez (who found out through DNA that his paternal line comes from Espinosa, not Martinez), he talked about the why and how you could do an autosomal test, and/or a matrilineal test. Lee didn't get into the third test men can take, Y-DNA, but he has done several talks about Y-DNA (see the links to these talks on our FACC YouTube Channel).

We had about 45 people attending the meeting. Fourteen were in person at the Heritage Museum and thirty-one were on Zoom. Four or five people on Zoom were from a genealogy society in Serbia.

Many left notes saying they wished that Lee could have gone longer, as he didn't have time to cover Y-DNA and other things. We will try to book him very early next year, for sure.

Y-DNA Test (Part 1): <https://youtu.be/Q4E6cDF4gml>

Y-DNA (Part 2): <https://youtu.be/jcK0IME7mOw>

Big Y DNA (Part 3): <https://youtu.be/yQ7YQhqvHyQ>

Tom J. Martinez

Y-DNA and Mitochondrial DNA

Y-chromosome testing uncovers a male's Y-chromosome haplogroup, the ancient group of people from whom one's patrilineage descends. Because only one's male-line direct ancestors are traced by Y-DNA testing, no females (nor their male ancestors) from whom a male descends are encapsulated in the results.

A woman can trace her father's DNA through various means. Through autosomal DNA tests or Y-DNA tests taken by herself, her father, brother, or paternal male cousins descended from their common grandfather through an uncle, and test results from other relatives, females can trace their father's DNA.

Unlike nuclear DNA, which is passed down from both the mother and the father, mitochondrial DNA is inherited exclusively from the mother.

Females always pass an X chromosome onto their offspring. If the father passes on an X chromosome, the baby will be genetically female, and if the father passes on a Y chromosome, the baby will be genetically male.

How to Attend our Zoom Meetings



1. Go to <https://zoom.us>
2. Then download the Zoom app to your device. Here is a link to a video showing you how to download the Zoom app: https://www.youtube.com/watch?v=qsy2Ph6kSf8&feature=emb_rel_end
3. Here is a video showing you how to join a meeting: <https://www.youtube.com/watch?v=9isp3qPeQ0E>

You will receive an invitation to our FACC meeting through an email. A few minutes before the meeting, go to the email and click on the link to the meeting and follow the instructions, however, ignore the message that tells you to download the Zoom app if you already have it downloaded. Once you get in you will be placed in a Waiting Room. We will see who is in the Waiting Room and let you in to the meeting.

IMPORTANT: We will set up the meeting with your microphone muted, so please do not unmute your microphone. Muting everyone except the administrators and the presenter will keep background talk from ruining the presentation. At the end of the meeting you can use the Chat button to write in any questions you may have for the presenter.

One last thing. Some desktop computers do not have a camera and/or a microphone, which may not allow you to set up the program. Other than that, it's really pretty easy. Let's see if we can have a lot more people join our next Zoom meeting.

Speakers for 2022



July - Debbie Gurtler, In the Eyes of the Parish Priest

August – Annual picnic. Orphan Stalk: Growing up Adopted in a Manito Culture.

Book launch and signing with Charlene Garcia-Simms.

September - Marietta Vigil Gonzales, Researching in Spain

October - Henrietta Martinez Christmas, Women of the Pajarito Mesa

November – Karen Cordova, Topic TBD.

December – Tentative: Christmas party.

Zoom Lectures presented by Angel de Cervantes

Ángel de Cervantes is offering zoom lectures over the coming weeks. If you enjoy learning about history and DNA, and the impact events made on the lives of our ancestors, please join these very informative lectures from the comfort of your own homes.

Here are a few of the topics that will be scheduled in the coming months. For information, please contact Ángel de Cervantes at angelcervantes@gmail.com for dates and times. It will be well worth your time.

The Phoenician Connection to New Mexican Families (Haplogroups E1b1b1 & T)

Lost Faces of the Bible “The Philistines” (Haplogroups E1b1b1 & T)

The Roman Connection to New Mexican Families (Haplogroup E1b1b1)

The Carthaginian Connection to New Mexican Families (Haplogroup E1b1b1b)

Viriathus: The First National Hero of the Iberian Peninsula through DNA

The Suebi Connection to New Mexican Families (Haplogroup I)

Amazon Warrior Women and the Sarmatians through DNA

The Vandal Connection to New Mexican Families (Haplogroup I)

The Visigoth Connection to New Mexican Families (Haplogroup I)
(Part I - The Roman Perspective)

The Visigoth Connection to New Mexican Families (Haplogroup I)
(Part II - The Visigoth Perspective)

The Franks Connection to New Mexican Families (Haplogroup I)

The Byzantine Connection to New Mexican Families (Haplogroup E1b1b1)

The Sephardic Jews and their Origins in the Iberian Peninsula (Haplogroups J, J1, & J2)

The Sephardic Jews and the Colonization of New Mexico (Haplogroups J, J1, & J2)

The Vikings Connection to New Mexican Families (Haplogroup I)

The Dark Ages: The Rise of a New World Order Part I
The Dark Ages: The Rise of a New World Order Part II



Updated June 30, 2022

News release notice:

The Pueblo City-County Library Districts' Special Collections Department located on the third floor of the Robert Hoag Rawlings Public Library will be closed from late June to early Fall 2022.

A small portion of the collection will be temporarily relocated to the Bret Kelly A Meeting Room on the first floor of the Rawlings Library. The collection materials that will continue to be accessible at the temporary location includes the Pueblo City Directories, the circulating book collection, the New Mexico and southern Colorado genealogy collection, and the Pueblo Chieftain newspapers available on microfilm. The remaining collection will be safely packed and unavailable during renovation work.

During construction, accessible parking spaces are available in the south parking lot, by the corner of Abriendo and Main Street.

Online Special Collections services like genealogy databases will continue to be available online at: <https://www.pueblolibrary.org/genealogypage> and the Digital Archives Collection at: <https://cdm16620.contentdm.oclc.org/digital/>

The Robert Hoag Rawlings Public Library is located at 100 E. Abriendo Ave., in Pueblo, Colorado. For questions, please call the Rawlings Service Desk at (719) 562-5600.

Let me know if you have any questions or concerns, thank you.

--

Jasel Cantu, MLS
Genealogy and Special Collections Librarian

Pueblo City-County Library District
100 E Abriendo Ave
Pueblo, Colorado 81004
Phone: 719-553-0234
pueblolibrary.org/specialcollections



From my desk

La Plaza de Arriba in [Costilla, New Mexico](#). The road in the picture is New Mexico State Highway 196. Costilla is in Taos County



Post office. Costilla, New Mexico. 1940.



Garcia is the oldest permanent European settlement in Colorado. Originally called "Plaza de los Mananares" the spot was settled by Hispanic families from Taos County, New Mexico. Adobe plazas with thick, windowless walls protected the early settlers from raids by Ute warriors. A post office called Garcia was established in 1915. The community was named for the local Garcia family



Page left blank intentionally